



# Accessories

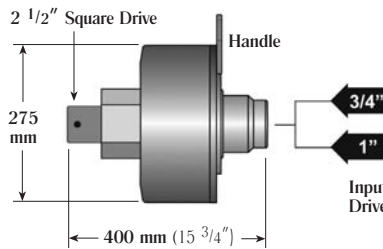
## Torque Multipliers



### LCU

This unit is designed to provide a controlled supply of filtered, regulated and lubricated compressed air to the tool. Each unit is supplied with a 10 foot hose and one 1/2" NPT connector.

Model: LCU-1  
Pipe Size: 1/2"  
Weight (approx): 16 lbs.  
Item #060005




### POWER GEAR

Connect the Power Gear to a torque multiplier and increase output.

#### Works with: Increase Max. Torque

CLS2/100	33190 lbf.ft / 45000 N.m
CLS45	12540 lbf.ft / 17000 N.m
EFC100	33190 lbf.ft / 45000 N.m
EF100	33190 lbf.ft / 45000 N.m

Model: G45  
Gear Ratio: 45:1  
Torque Multiplication Ratio:  
38-40:1 (variable due to friction)  
Item #210269



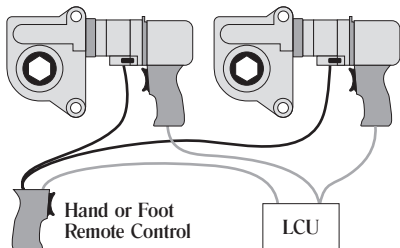
### NOSE EXTENSIONS

Allows Torque Multipliers to be used in confined spaces. Fits over nose in place of normal reaction device. Special orders available.

Square Drive	Spline Dia. mm	Model (Length)	Item #
3/4"	41	NE - 6"	064250
3/4"	41	NE - 9"	064251
3/4"	41	NE - 12"	064253
3/4"	41	NE - 18"	064254
1"	54	NE - 6"	064255
1"	54	NE - 9"	064256
1"	54	NE - 12"	064257
1"	54	NE - 18"	064258
1 1/2"	72	NE - 6"	064259
1 1/2"	72	NE - 9"	064260
1 1/2"	72	NE - 12"	064261
1 1/2"	72	NE - 18"	064262
1 1/2"	91	NE - 6"	064263
1 1/2"	91	NE - 9"	064264
1 1/2"	91	NE - 12"	064265
1 1/2"	91	NE - 18"	064266

### REMOTE CONTROL

Operate with full control from a safe distance. Illustration shows dual tool operation (used in tandem).



### PNEUMATIC

Model	Item #	Remote Control	Operation
FBL	210593	Hand	Single Tool
FBL 2	210596	Hand	Dual Tool
FBL 2	210273	Foot	Dual Tool

### ELECTRIC

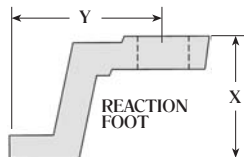
Model	Item #	Remote Control	Operation
FBE	210274	Hand	Single Tool
FBE 2	210275	Hand	Dual Tool
FBE 4	210276	Hand	Four Tool

### TRIGGER LOCK for CLD, CLS, RCL

Operate hands free, forward and reverse. (not pictured)  
Item# 210590

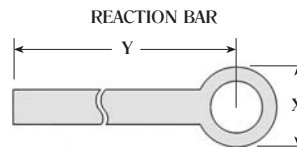
### REACTION DEVICES

To select a device, reference the Multiplier's Spline Diameter and D2 sizes as listed in the specification charts.

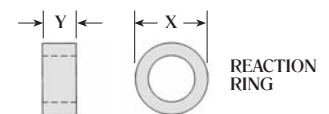


Spline Dia. mm	Dimensions mm				Item #
	D2	X	Y		
41	85	110	130		213893
54	85	110	130		218077
54	85	115	150		213916*
72	98	156	220		213892
72	123	170	220		213891
72	148	170	220		218074
91	173	174	220		213890

\*Suggested for use above 2000 N.m



Spline Dia. mm	Dimensions mm				Item #
	D2	X	Y		
41	85	65	240		213903
54	85	80	240		213905
72	98	105	240		213899
72	123	105	240		213900
72	148	105	240		213898
91	173	105	240		213897



Spline Dia. mm	Dimensions mm				Item #
	D2	X	Y		
41	85	65	28		213896
54	85	80	28		213917
72	98	110	33		213889
72	123	110	47		213904
72	148	110	47		213895
91	173	130	52		213894
**	275	57	180		213943

\*\*For CLS1700, CLS2/4800, EF2000, EF4000, EFW2000, EFW4000, HG80, HSD2250

### RETENTION RING

Holds a reaction foot, bar or ring on the Multiplier.



Spline Dia. mm	Item #
41	21-10271
54	21-10273
72	21-10275
91	21-10277