

# Miniature Bits



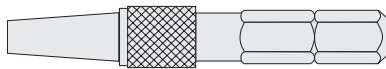

## PHILLIPS

Bit Point	Item #	Screw Size	Package Quantity
000	120084	000	5
00	120075	00	10
0	120061	0, 1	5
1	120062	2, 3, 4	5



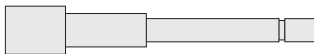
## SLOTTED

Blade Width	Item #	Blade Thickness	Package Quantity
.055"	120063	.010"	10
.070"	120064	.012"	10
.080"	120065	.015"	10
.100"	120066	.015"	10



## 1/4 HEX INSERT PIN CHUCK

Size	Item #	Chuck Dia.	Length in.
1/4 Hex	020248	3/32	1 1/8



## NUT DRIVERS

Hex Opening	Item #	Socket O.D.	Package Quantity
5/64"	120054	.140	5
3/32"	120055	.170	5
7/64"	120056	.170	5
1/8"	120057	.200	5
5/32"	120058	.230	5

Miniature Hex Bit when compared to the size of a toothpick.



## HEX BITS (Allen Type)



Bit Dia.	Item #	Set Screw#	A*	B*	C*	D*	Package Quantity
.028"	120079	0	-	-	-	-	10
.035"	120080	1, 2	-	-	0	0	10
.050"	120081	3, 4	0	0, 1	1, 2	1, 2	10
1/16"	120082	5, 6	1	2	3, 4	3, 4	10
5/64"	120083	8	2, 3	3, 4	5, 6	5, 6	10

A\* = Socket Head 60 Series

B\* = Socket Head 36 Series

C\* = Flat Head

D\* = Button Head

## MULTIPLE SPLINE BITS



Bit Dia.	Item #	# of Flutes	Set Screw#	A*	C*	D*	Package Quantity
.033"	120071	4	0, 1	-	-	-	1
.048"	120072	4	2, 3	-	-	-	5
.048"	120070	6	2, 3	4	0	0	10
.060"	120073	6	4	0	6	1, 2	5
.069"	120074	4	5	-	-	-	10

A\* = Socket Head 60 Series

C\* = Flat Head

D\* = Button Head

Miniature Slotted Bit placed into the 1/4" Hex Insert Pin Chuck.

