

# PSE

## Torque Limiting Screwdrivers Internally Adjustable

### KEY FEATURES

Designed and manufactured to meet or exceed the accuracy and repeatability requirements of ISO 6789:2003 ( $\pm 6\%$  of setting).

Precision radial ball clutch "slips-free" when the preset torque is reached preventing over-torquing.

Tamper-proof internal adjustment. No external adjustment scale - must be preset using a torque analyzer.

All models provide bi-directional operation.

Each model is only available in package quantity of 10 units.

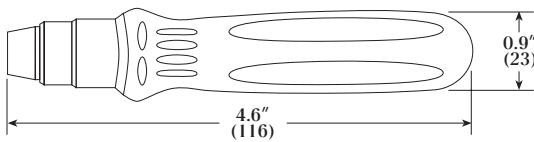
ESD compliant IEC 61340-5-1:1998.



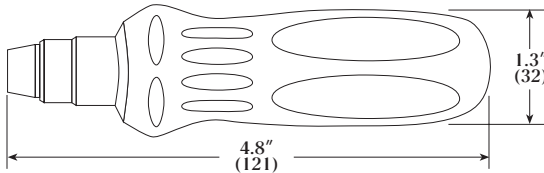
◀ Ergonomic rubber hand grip.

◀ Calibration label supplied in 4 colors, which can be used to mark pre-set details, date, etc.

PSE25 Model



PSE150, 450, 1350 Models



HAND TORQUE  
SCREWDRIVERS

Model	Item #	Torque Ranges		
		American	S.I.	Metric
PSE25	020174	0.7 - 35 ozf.in	0.5 - 25 cN.m	0.05 - 2.5 kgf.cm
PSE150	020173	3 ozf.in - 13 lbf.in	2 - 150 cN.m	0.2 - 15.3 kgf.cm
PSE450	020172	8 ozf.in - 40 lbf.in	6 - 450 cN.m	0.6 - 45.8 kgf.cm
PSE1350*	020171	10 - 120 lbf.in	100 - 1350 cN.m	10.5 - 138 kgf.cm

\*Supplied with sliding T-Bar

Model	Drive	Color	Package** Quantity	Weight	
				oz.	gm.
PSE25	1/4" Female/Hex	Gold	10	3.2	91
PSE150	1/4" Female/Hex	Red	10	6.5	185
PSE450	1/4" Female/Hex	Green	10	7.1	202
PSE1350	1/4" Female/Hex	Blue	10	8	229

### \*\*PACKAGING DETAILS (Minimum Order)

Screwdrivers (same model) per box - 10 pcs


Individual Tool Calibration Certificates - 10 pcs

Torque Adjusting Key

1/4" Sliding T-Bars (PSE1350 only) - 10 pcs


Pre-set Labels - 40 pcs. (10 each of 4 colors)

ACCESSORIES  
SEE PAGE 2.10



### 1/4" MALE SQUARE DRIVE ADAPTER

Adapter can be used with any 1/4" Female Hex screwdriver to convert it into a 1/4" Male Square Drive screwdriver.



### T-BAR

Removable 1/4" Sliding T-Bar supplied with PSE1350.

[etorque.com](http://etorque.com)

ISO 9001:2000 COMPANY

PSE  
02.8