

TCM (Bottle & Cap) Torque Analyzer Operation Instructions

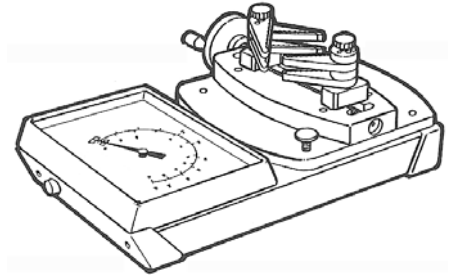
Rev 1.0

TCM Torque Analyzer

Perfect for testing and measuring the tightness of screw-on caps for items like bottles, jars and cans.

Check that the correct torque has been applied to caps to ensure quality product:

- Minimal leakage & deterioration
- Safe storage and transportation
- Correctly sealed yet easy to open.



Mounting TCM Torque Analyzer

The TCM Torque Analyzer needs to be mounted securely on a level surface before operating (see image 1 & 2). Immobilizing the torque tester is critical for the safety of the operator as well as for the accuracy of torque measurements during operation. A loose torque tester during utilization can impact the validity of torque readings.

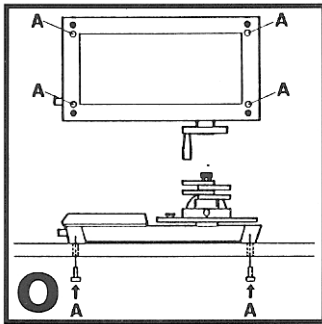


Image 1

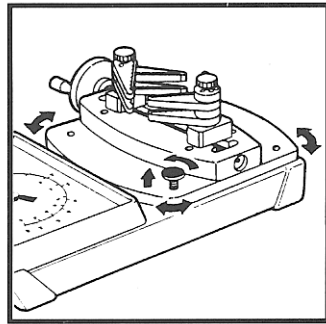


Image 2




Image 3

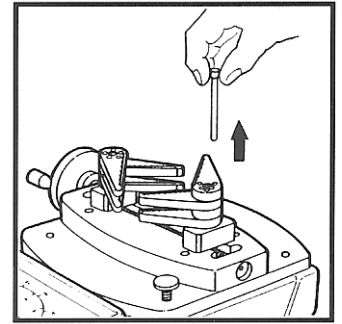


Image 4

Clamping Jaws

The versatile clamping jaws securely holds a multitude of shapes and sizes within its changeable grips. It contains a maximum grip capacity of 5.3" (135 mm) round or square. Loosen and remove the knobs (image 3) and remove the pin (image 4). Adjust the clamp position to fit your application (image 5). After selecting the clamp position, place the pin back in and the knobs. Then tighten knobs.

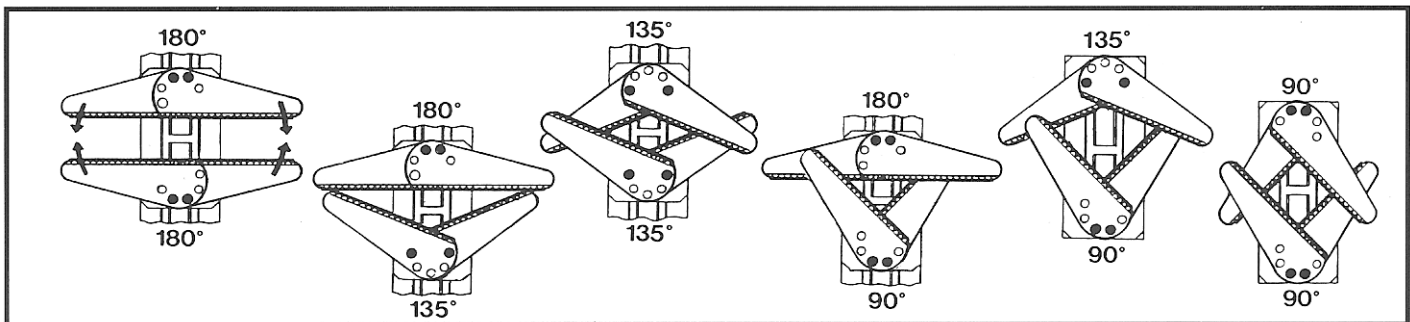


Image 5

TCM (Bottle & Cap) Torque Analyzer Operation Instructions

Rev 1.0

Clamping Jaws

Simply place the item into the jaws and use the wheel to manually tighten the jaws around the object (image 6). Be sure to clamp it snug, but don't over clamp it. Then push the red reset button on the front of the unit (image 7). Then twist lid and read the torque measured on the dial indicator (image 8). Note the torque reading. Push the reset button each time and test again as many times as required by your standard (image 9).

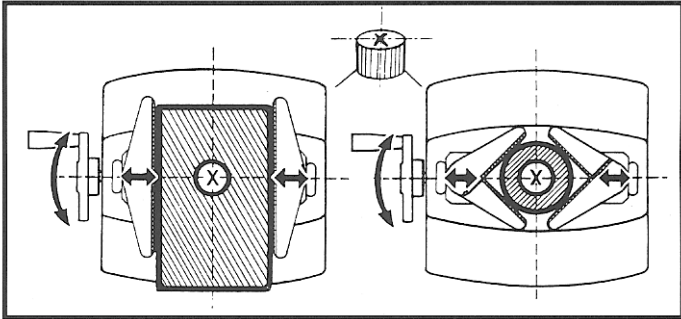


Image 6

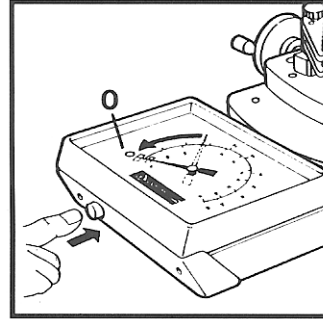


Image 7

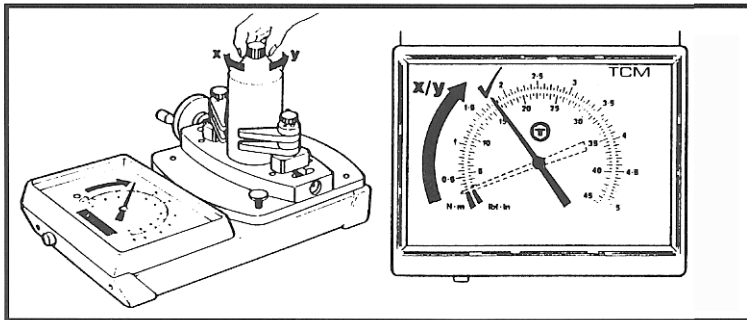


Image 8

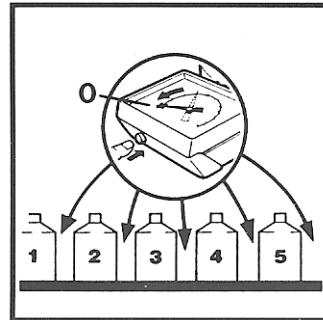


Image 9

Mountz Calibration & Repair Services

With over 40 years of experience, Mountz features an experienced calibration and repair staff that delivers rapid service and provides quality that you can trust. Mountz features a new state-of-the-art calibration lab and a repair facility. The Calibration Lab can calibrate up to 20,000 lbf.ft. Our certified technicians can calibrate & repair most any tool and our calibration standards are traceable to NIST (National Institute of Standards and Technology). Mountz factory service provides current upgrades for all digital torque analyzers at time of service.

Mountz Service Centers

Mountz, Inc.
19051 Underwood Rd
Foley, AL 36535
Phone: (251) 943-4125
Fax: (251) 943-4979

Mountz Inc.
1080 N. 11th St.
San Jose, CA 95112
Phone: (408) 292-2214
Fax: (408) 292-2733



800-456-1828
Fax: 408-292-2214

sales@etorque.com

www.etorque.com



ISO 9001